



LAMILUX

TRANSLUCENT FAÇADE AND ROOF

# CUSTOM-FIT DAYLIGHT AND SAFETY FOR INDUSTRY

---

“Anyone wishing to achieve top performance in a production hall or warehouse requires an optimal environment and suitable conditions. With this goal in mind, we have developed solutions that can be customised for every application situation. As systems completely free of thermal bridges, they bring lots of daylight and healthy fresh air into a hall as well as safety in the event of a fire. Getting such optimum performance out of large roof surfaces and façades is exactly our business.”

**Sören Winkler** Head of Sales – Skylights



## The LAMILUX CI Philosophy

Customer value is the reason we exist – and the focus of our activities. This requires harmony, identity and a balance between customer value and company strategy.

The principles that guide our company's actions and customer relations are set out in LAMILUX's company philosophy:

### **Customised Intelligence – serving customers is our first priority:**

This requires outstanding performance and leadership in all areas relevant to customers, particularly in the role of:

- A leader in quality – optimum benefit for customers
- A leader in innovation – at the cutting edge of technology
- A leader in service – fast, uncomplicated, reliable and friendly
- A leader in expertise – optimum sales and technical advisory services
- A leader in solving problems – customised, order-related solutions



## CONTENTS

### LAMILUX Translucent Façade and Roof

Product description	Page 4
Renovation	Page 12
References	Page 14
<b>Ventilation</b>	Page 16
<b>Smoke and heat exhaust ventilation</b>	Page 18
<b>Features</b>	Page 19

# LAMILUX

## TRANSLUCENT FAÇADE AND ROOF

---

**The LAMILUX Translucent Façade and Roof is ideally suited for large-area illumination of industrial halls and building complexes with daylight requirements. Natural light increases work performance, reduces downtime and error rates, and is an economic and safety factor in industrial and commercial system. In addition, the glazing of the façade and roofing system is meltable and can thus serve as a heat exhaust ventilation in the event of a fire.**

The façade and roofing system can be installed in building heights of up to 20 m with a maximum panel length of 12 m. It can be extended indefinitely in length. Thanks to its high flexibility in form, colour and function, the system can be individually adapted to your requirements in new buildings or renovations. Due to the variety of glazing variants, visually high-quality areas of use are also possible for sports halls, sales outlets and similar building constructions. Requirements beyond this are checked by the technical office on an order-by-order basis.

Natural light incidence with maximum daylight yield thanks to minimal frame parts increase the well-being of building users and reduces electricity costs for electric lighting. In addition, the optimised building structure connection system ensures precisely fitting, cost-optimised solutions without an additional upstand on site.



**Energy efficiency** – Wide range of glazing for optimal use of daylight

**Stability** – Frame made of thermally separated aluminium profiles

**Flexibility** – Installation position in the reveal and as a front façade as well as a shed roof and a ridged roof





# LAMILUX

## TRANSLUCENT FAÇADE AND ROOF

---



### ENERGY EFFICIENCY

All-round optimum thermal insulation with minimised condensation risk thanks to an overall construction completely free of thermal bridges

Preservation of thermal energy in the building due to continuous thermal insulation zones without weak points

Façade and roofing system with good life cycle assessment and comprehensive environmental product declaration as per DIN EN ISO 14025 and DIN EN 15804 (EPD - modules A1 - D)

Customised intake of daylight and solar heat input thanks to object-specific composite glazing with heat transmission coefficients up to 0.75 W/(m<sup>2</sup>K)



### FUNCTIONALITY IN EXTREME WEATHER EVENTS

Weather protection layer consisting of frame profiles, external seals and the outside of the glazing to protect the construction from external influences

Highest air tightness class of all glazing variants according to EN 12207 up to class 4

High stability in driving rain and during storms

Hail-resistance in line with EMPA SIA standard 280.8



### SAFETY

From a single source: From planning to installation

Integration of natural smoke and heat exhaust ventilation devices (NSHEV) and smoke and heat exhaust control systems for smoke removal from the building in the event of a fire

Preventive fire protection: Melt-out capability of the glazing according to DIN 18230-1 to ensure heat extraction and non-combustion dripping according to EN 13501 B-s1, d0

Perfectly coordinated: overall system with general type approval and ETA-19/0452





# SECONDARY SEALING

---

**To ensure that we can guarantee the tightness and safety of the overall system even with larger surfaces, we have developed the secondary sealing for our Translucent Façade and Roof system. This connection sealing is a continuous EPDM profile, which is fitted onto the upstand and features a flexible, perforated bracket which runs down the upstand.**

The secondary sealing serves to prevent rising water (capillary effect). The profiles are connected to the on-site substructure with a sealant and can optionally be mechanically fastened with a clamping strip too.



## **Tightness**

- + Optimum tightness with increased wind and suction loads
- + Prevents the capillary effect
- + Can be fastened to any load-bearing material

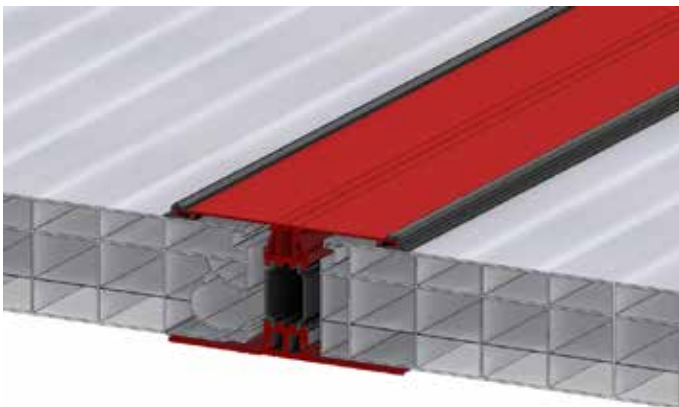


## H-BAR

---

**The LAMILUX Translucent Façade and Roof is freely extendable in length. The H-bar counteracts the natural thermal expansion of the material for lengths from 25 metres. The H-bar is a thermally separated system component that prevents the glazing from slipping even under strong wind suction forces.**

The H-bar compensates the tension and expansion which occurs when under loads. Its simple design blends in well with the smooth overall appearance of the façade and roof system and can be matched in colour to the overall concept.



### **Exact fit**

- + Expansion joint for long façade and roof constructions with simultaneously tight and positively connected glazing
- + Stabilisation of panels (no need for additional pipes to reinforce the panels at the flaps)

# ISOTHERMAL CHARACTERISTICS WITHOUT WEAK SPOTS

**We require our products to make the greatest possible contribution to the optimised energy performance of buildings. We give this the utmost consideration in the LAMILUX façade and roof systems.**

## **Optimised isothermal lines**

Isothermal lines describe lines of equal temperature. With regard to LAMILUX systems, these lines run continuously in the construction. This results in a significantly minimised risk of condensation formation on the inside of the construction.

## **This is how the isothermal lines are determined and defined:**

- Standard conditions have been established to quantify the risk of condensation. According to DIN 4108-2 "Thermal insulation and energy economy in buildings", these conditions are: inside temperature of 20 °C, outside temperature of -5 °C, 50% relative humidity.
- Temperatures within the construction can be mapped by what are known as isothermal lines.
- If we adopt the standard conditions, condensate always forms

on the inside face if its temperature falls below 10 °C. Condensate leads to a risk of mould and frost and thus potentially causes damage to the building structure.

- The better the building envelope elements are, the less cold air is let into the building and the warmer the surface on the inside of the continuous rooflight is.
- The course of the 10 °C isothermal line (red line in the diagram) provides information on where condensate can be expected to form on the inside face of the continuous rooflight: Namely, wherever the 10 °C isothermal line emerges from the construction. As can be seen in the diagram, the 10 °C isothermal line runs completely within the construction in all LAMILUX products.





# FLEXIBILITY IN MODERN CONSTRUCTION AND RENOVATION


**The LAMILUX Translucent Façade and Roof allows you to bring daylight into your building in an energy-optimised and unbreakable way via lateral light surfaces and from above. Our system is used for the construction of new façades or for the renovation of shed and ridged roofs.**

In addition to fresh air, our ventilated systems are tested smoke and heat exhaust ventilation systems also provide smoke and heat extraction for the safety of people and property. We offer you everything from a single source: from planning to installation and also, if necessary, the disposal of existing constructions.




## LAMILUX TRANSLUCENT FAÇADE

The LAMILUX Translucent Façade is customised to the building and can be installed as a front façade or in the reveal. Heights up to 12 m can be realised here. The façade system is ideal for illuminating large industrial halls with daylight via the façade. And since appearance is often an important matter, especially in the façade, you can customise the colour of our system to your individual requirements: The profiles as well as the glazing.



## LAMILUX TRANSLUCENT ROOF as shed roof

The LAMILUX Translucent Roof designed as a shed roof is ideally suited for renovation. It often happens that in renovation projects the on-site shed roof construction is retained. We can mount our skylight on your constructions, regardless of the angle of inclination. Benefit from the fact that we can build on almost any load-bearing construction with our system.



## LAMILUX TRANSLUCENT ROOF as ridged roof


The LAMILUX Translucent Roof designed as a ridged roof blends very harmoniously into the roof landscape thanks to the butt-free glazing. This skylight offers many variations for integrating the modular, combinable flap systems for SHEV and ventilation. Our system can be used for renovations regardless of the pitch of the ridged roof.

# RENOVATION OF TRANSLUCENT FAÇADE AND ROOF SYSTEMS

---

**This is what renovation of façade and roofing systems with LAMILUX means for you: All processes run smoothly and primarily have a single focus: Comprehensive and optimum service for the customer – from planning to installation, all from a single source. We record all the requisite parameters involved in the renovation using a detailed checklist before putting the clearly regulated steps into practice by the given deadline.**

We have been renovating daylight systems throughout Europe in this way for decades. You benefit from this experience, from our product diversity and our focus on customer-specific projects. For it is our goal to develop and implement a technically impressive, innovative, sophisticated and, at the same time, cost-efficient solution for you.



## **Renovation example: Alter Postbahnhof in Leipzig**

### **Prior to the renovation**

The old shed roofs were getting on in years, as was the Alter Postbahnhof. When the building was converted into a commercial and office building, the skylights also had to be adapted to meet modern climate, energy and fire protection requirements.

### **After the renovation**

- Ten LAMILUX Translucent Façade and Roof systems with a surface inclination of 60°
- 47 single flap PHOENIX ventilators as smoke and heat exhaust ventilation devices and for energy-free ventilation







## COROPLAST, WUPPERTAL

### Project:

Renovation of a shed construction for better daylighting and to comply with current fire protection regulations

### Systems:

- 55 LAMILUX Translucent Façade and Roof systems as shed construction
- 55 LAMILUX fall-through protection grids for installation under the shed glazing
- Twelve LAMILUX-roda louvered ventilators as natural ventilation units for daily aeration and ventilation

## HELDELE, SALACH

### Project:

Renovation of a production hall to optimise energy and climatic conditions

### Systems:

- 28 LAMILUX Translucent Façade and Roof systems as shed construction with thermally separated aluminium adapter profile and 90 mm windowsill
- 15 LAMILUX Smoke Lifts M





## CG DRIVES & AUTOMATION, WERNIGERODE

### Project:

Renovation of a yellowed shed construction of a production hall for better daylighting and fresh air supply during ongoing operation

### Systems:

- Nine LAMILUX Translucent Façade and Roof systems as shed construction
- 18 single flap PHOENIX ventilators with fall-through protection grid from our subsidiary roda



## SCHWARZ ELEKTROMOTOREN, REHAU

### Project:

New construction of a production hall for electric motors with LAMILUX systems in the façade and on the roof for optimum daylight utilisation

### Systems:

- 25 LAMILUX Translucent Façade and Roof systems as façade construction in the reveal with up to 24 m length and 95 mm windowsill
- Six LAMILUX Continuous Rooflights B
- 18 LAMILUX Smoke Lifts Continuous Rooflight B as double flap systems
- Two LAMILUX Rooflights F100

# NATURAL VENTILATION AND AERATION

---

**Daylight is one thing, fresh air is the other you gain with a continuous rooflight. Flap systems with automated actuation that can be integrated make a considerable and economically attractive contribution to an optimal building climate. Like the construction itself, they are thermally decoupled and, together they provide a compact, closed sealing layer.**

The flap systems can be combined in various ways to create ideally dimensioned opening areas as per the property-specific requirements. Fair weather ventilation and night-time cooling can also be automatically mapped in the control matrix: With an additional wind and rain sensor set as well as other control components.





# LAMILUX SMOKE LIFT M







## FOR TRANSLUCENT FAÇADE AND ROOF

**LAMILUX Smoke Lift units meet legal requirements and official standards for fast and efficient smoke and heat exhaust ventilation (SHEV). But we also meet the demands of building owners, because they can rely on our pneumatic or electric solutions which are economical and precisely tailored to their needs.**

As a natural smoke and heat exhaust ventilation (NSHEV) system, the LAMILUX Smoke Lift M for LAMILUX Translucent Façade and Roof is far more than an 'off-the-rack' product and offers great variety and flexibility: We match LAMILUX Smoke Lift M to individual requirements, customer wishes and structural conditions. And we also keep one thing in mind above all else: the utmost safety and reliability of our NSHEVs in the event of fire.

### Temperature parameters according to DIN EN 12101-2 and test results

Our NSHEVs reliably open into the SHEV position in less than 60 seconds...

	... and ensure high smoke discharge volumes	Flow rate coefficient $C_v$ of 0.55 Aerodynamically effective opening area $A_a$ between 0.37 m <sup>2</sup> and 1.7 m <sup>2</sup>
	...after endurance testing (1,000 times in SHEV position and 10,000 times in airing position)	RE 50/1000   Ventilation 10,000
	...under snow load	SL 500 to SL 1000
	...down to indoor temperature of -15 °C	T(-5) + T(-15)
	... after exposure to wind suction (up to 1,500 N/m <sup>2</sup> )	WL 1500
	...when exposed to fire	B 300

### How you benefit

- Tested to DIN EN 12101-2
- The LAMILUX Smoke Lift M does not hit against the roof or wall and does not need to be replaced even when triggered during testing or due to false alarms
- Combination with natural ventilation function (30/50 cm stroke)
- CO<sub>2</sub> cartridges in the NSHEV are not damaged during manual triggering and maintenance
- Possibility for pneumatic and/or electric remote release

## Flap combinations

All smoke lift systems can be integrated as a single flap or as opposing double flaps.



Single flap in the façade



Single flap in shed roof



Single flap in a ridged roof



Double flap in ridged roof

## Ventilation flap

Various opening variants are available for use in façades in the reveal installation variant.



Side-hung sash



Tilt vent



Folding vent



Horizontally pivoted sash

## Glazing types

For your safety: LAMILUX Translucent Façade and Roof glazing is considered to be normally flammable and non-flammable dripping.

	<b>PC40-4</b>	
	U <sub>g</sub> value*:	c. 1.5 W/(m <sup>2</sup> K)
	Noise-proofing value:	c. 20 dB
	Installation thickness:	40 mm
	Light transmittance (o k)**:	c. 29%   abt. 66%
	Energy transmission:	c. 42%   abt. 60%

	<b>PC40-7</b>	
	U <sub>g</sub> value*:	c. 1.1 W/(m <sup>2</sup> K)
	Noise-proofing value:	c. 22 dB
	Installation thickness:	40 mm
	Light transmittance (o k)**:	c. 25%   c. 55%
	Energy transmission:	c. 39%   c. 56%

	<b>PC50-10</b>	
	U <sub>g</sub> value*:	c. 0.9 W/(m <sup>2</sup> K)
	Noise-proofing value:	c. 22 dB
	Installation thickness:	50 mm
	Light transmittance (o k)**:	c. 21%   abt. 48%
	Energy transmission:	c. 38%   abt. 50%

	<b>PC60-12</b>	
	U <sub>g</sub> value*:	c. 0.75 W/(m <sup>2</sup> K)
	Noise-proofing value:	c. 22 dB
	Installation thickness:	60 mm
	Light transmittance (o k)**:	c. 18%   c. 42%
	Energy transmission:	c. 34%   c. 45%

\* for vertical installation; slight deviation in horizontal installation  
 \*\* opal | crystal





Scan this to learn more about  
LAMILUX skylights!




ROOFLIGHT F100



GLASS SKYLIGHT F100



GLASS SKYLIGHT FE



GLASS ARCHITECTURE



RENOVIATION



MIROTEC STEEL CONSTRUCTIONS



CONTINUOUS ROOFLIGHT B



CONTINUOUS ROOFLIGHT S



TRANSLUCENT FAÇADE AND ROOF



SMOKE AND HEAT EXHAUST  
VENTILATION SYSTEMS



BUILDING SMOKE EXTRACTION



RODA LIGHT AND AIR TECHNOLOGY

The technical data listed in this brochure correspond to the current status at the time of printing and are subject to change. Our technical specifications are based on calculations and supplier specifications, or have been determined by independent testing authorities within the scope of applicable standards.

Thermal transmission coefficients for our plastic glazing were calculated using the finite element method with reference values in accordance with DIN EN 673 for insulated glass. Taking into account practical experience and the specific characteristics of plastic, the temperature difference between the outer surfaces of the material was defined as 15 K. Functional values refer to test specimens and the dimensions used in testing only. We cannot provide any further guarantees of technical values. This particularly applies to changed installation conditions or if dimensions are re-measured on site.



**LAMILUX Heinrich Strunz GmbH**

Zehstraße 2 · PO Box 1540 · 95111 Rehau · Tel.: +49 (0) 92 83 / 5 95-0 · Fax +49 (0) 92 83 / 5 95-29 0

E-Mail: [information@lamilux.de](mailto:information@lamilux.de) · [www.lamilux.com](http://www.lamilux.com)

